Sunflower: seed to flower

A sequencing activity for curious young growers.

Number the pictures 1 to 4, from seed to flowering plant.

A



B



C



D

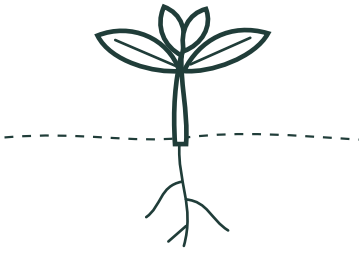

Which appears first: a root or a flower?

Germination means a seed starting to grow. Seeds need water, air and a suitable temperature. Some seeds also need light; check the packet.

Diagrams show stages, not actual size or a fixed number of days.

My sunflower observation diary

Look closely, draw carefully and say what has changed.

My name: _____ Seed planted on: _____

With an adult, sow a sunflower seed as the packet says. Use a pot with drainage holes. Keep the compost moist, not soaking wet.

Visit the same plant three times. Draw what you see. Record its height from the compost surface to the top of the stem.

First visit

Date: _____

My observation drawing

Stem height: ____ cm

I notice:

_____

_____

Second visit

Date: _____

My observation drawing

Stem height: ____ cm

I notice:

_____

_____

Third visit

Date: _____

My observation drawing

Stem height: ____ cm

I notice:

_____

_____

Something that changed between my visits:

_____

Once it has leaves, a growing sunflower needs light as well as water, air, a suitable temperature, nutrients and room to grow.

An adult should supervise planting. Wash hands after handling seeds or compost.