Read Measuring Jugs in 100 ml Steps

Read the amount, then compare two jug diagrams.

Each step is 100 ml. Read the horizontal surface against the scale. Write the amount in each jug.

Example: three steps above 0 = 300 ml

A

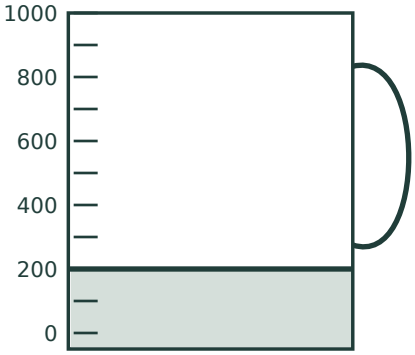

_____ ml

B

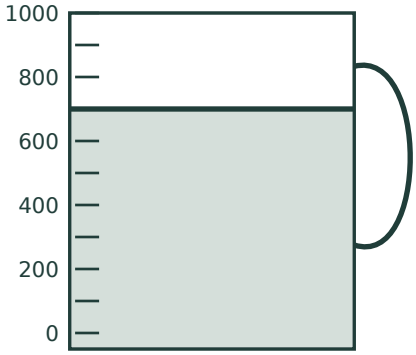

_____ ml

C

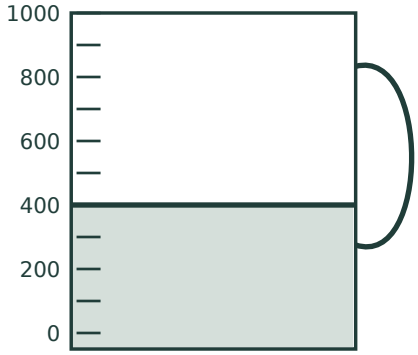

_____ ml

D

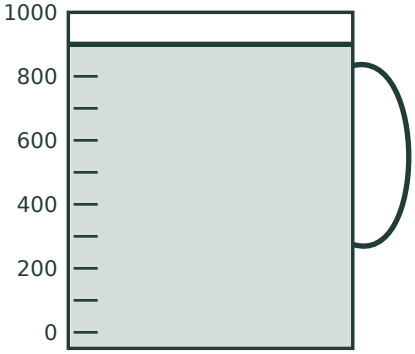

_____ ml

E

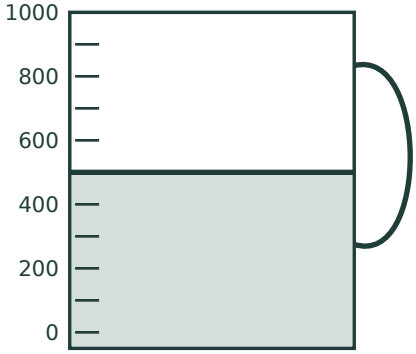

_____ ml

F

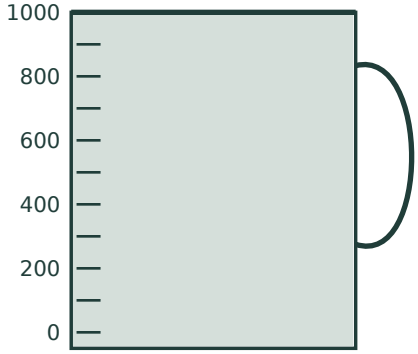

_____ ml

Which jug has the greatest amount? _____

How much more is in D than in A? _____ ml