ColourAcorn

Number Bonds Garden Workbook

See the parts. Find the whole. Explain your thinking.



Suggested ages 5–7 · Four short sessions with adult support

8 activity pages · Adult guide · Separate answers

A Guide for Grown-ups

Start with five and move to ten when the child is ready.

Use real counters beside each printed model when helpful. A whole is the total amount; its two parts can be shown separately or joined together. Zero means an empty part. Begin with five. Move to ten when the learner can explain the smaller examples comfortably. Read story questions aloud and accept a drawing or spoken explanation.

1. Make five

Pages 3–4

Count two visible parts, then find a missing part in a part-whole diagram. Model an empty part without treating it as a missing picture.

2. Make ten

Pages 5–6

Read filled and white counters as two parts of the same whole. Use a counter set or count on to find the missing part.

3. Link facts and stories

Pages 7–8

Swap the two parts to make a related addition fact, then decide whether a story asks for a whole or a missing part.

4. Explain and invent

Pages 9–10

Check number-bond claims, correct false ones and invent a challenge with a matching drawing and two addition facts.

Keep practice practical and encouraging

Ages are a guide. Stop or return to five when the learner needs more concrete practice.

Count both parts once. Do not count a picture of the whole as another part.

A child may use different correct words or counter arrangements. Ask how the model supports the answer.

Cover and guide illustrations are decorative; only the marked activity counters are quantities to count.

Make a Whole of Five

The counters are the quantities. An empty bed has zero counters.

Count the two parts. Write the addition fact for the whole of 5.

1. Two garden beds

left



right



___ + ___ = 5

2. Two garden beds

left



right



___ + ___ = 5

3. Two garden beds

left



right



___ + ___ = 5

4. Two garden beds

left

empty

right



___ + ___ = 5

Find the Missing Part of 5

The whole is at the top. Its two parts are below.

The two parts add to the whole. Write the missing part.

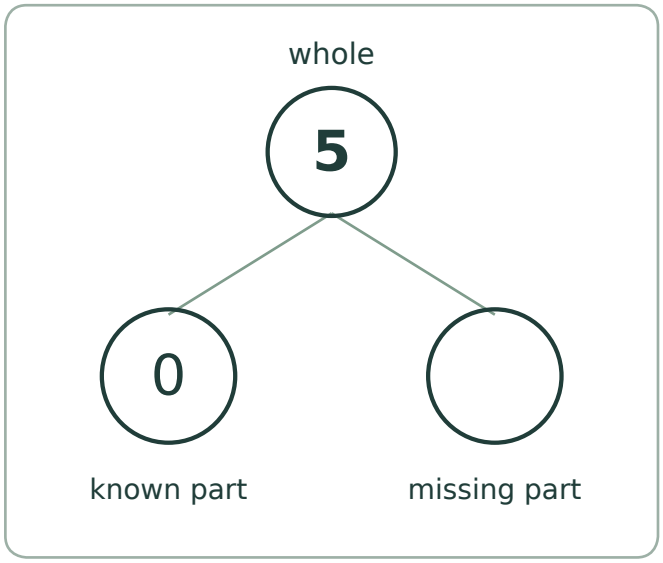

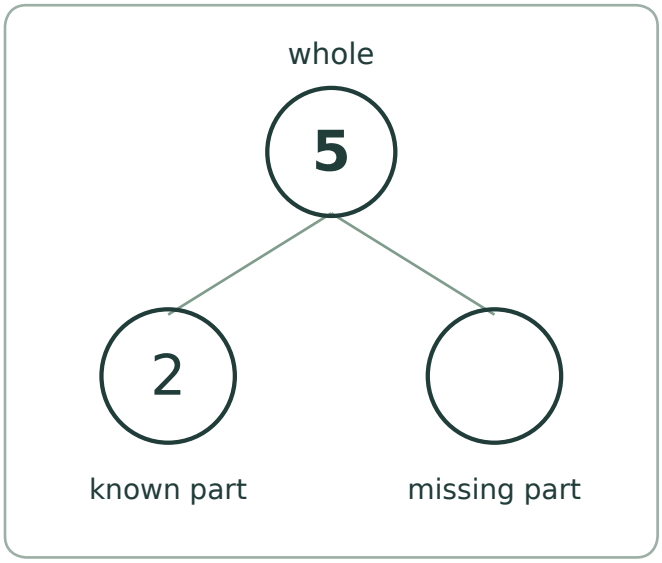

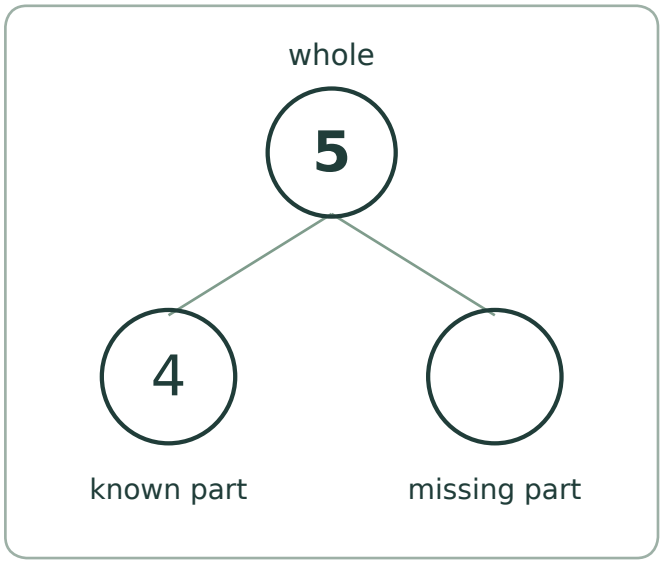

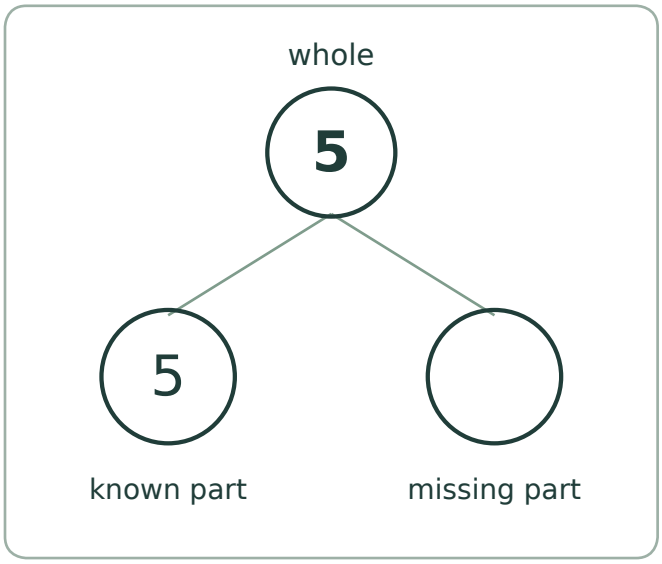

Check with counters or add the two parts back together.

Two Parts of Ten

Count the filled counters and the white counters separately.

Filled and white circles are all counters. Together they make 10.

1. Find both parts.



filled: ____ white: ____ ____ + ____ = 10

2. Find both parts.



filled: ____ white: ____ ____ + ____ = 10

3. Find both parts.



filled: ____ white: ____ ____ + ____ = 10

4. Find both parts.



filled: ____ white: ____ ____ + ____ = 10

Find the Missing Part of 10

The whole is at the top. Its two parts are below.

The two parts add to the whole. Write the missing part.

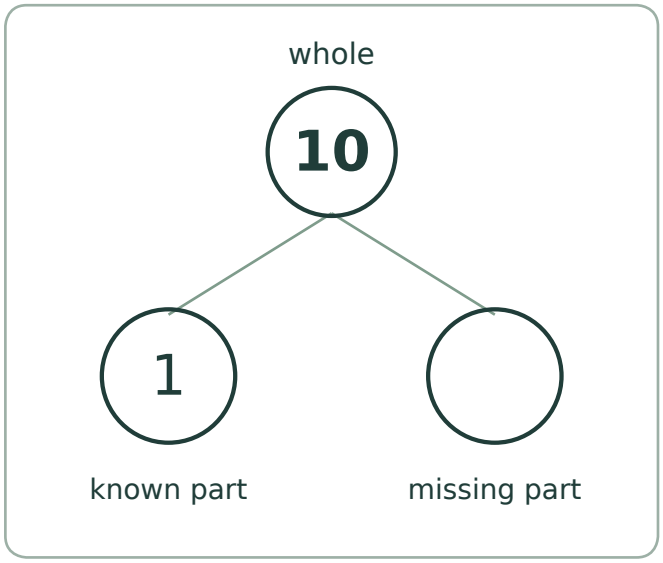

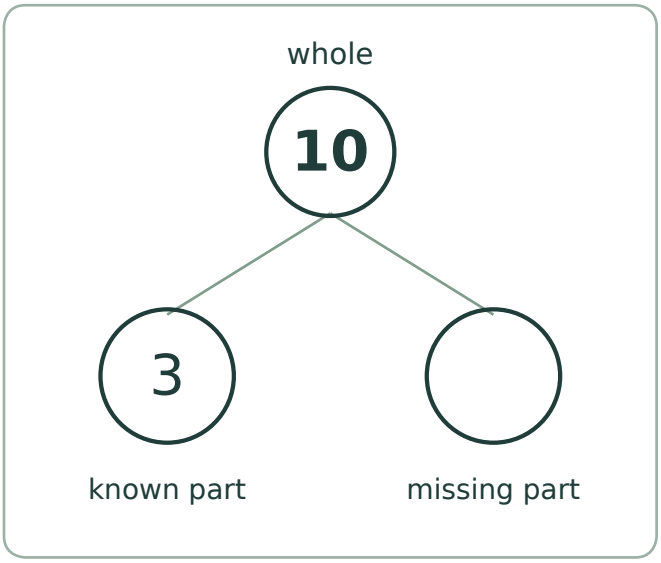

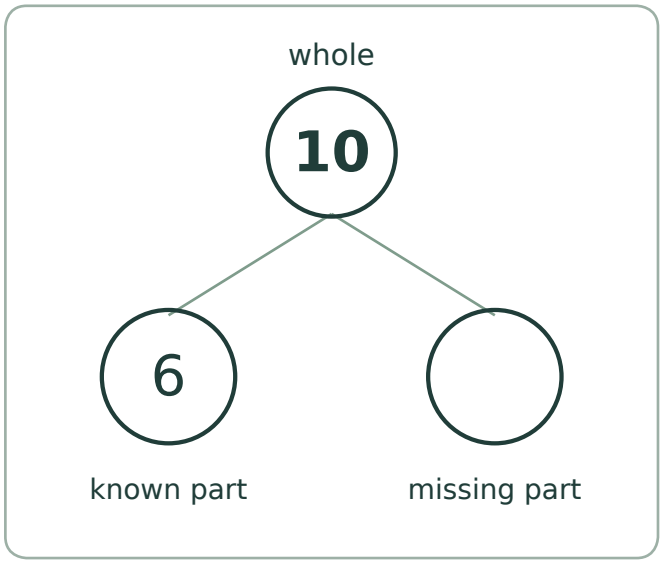

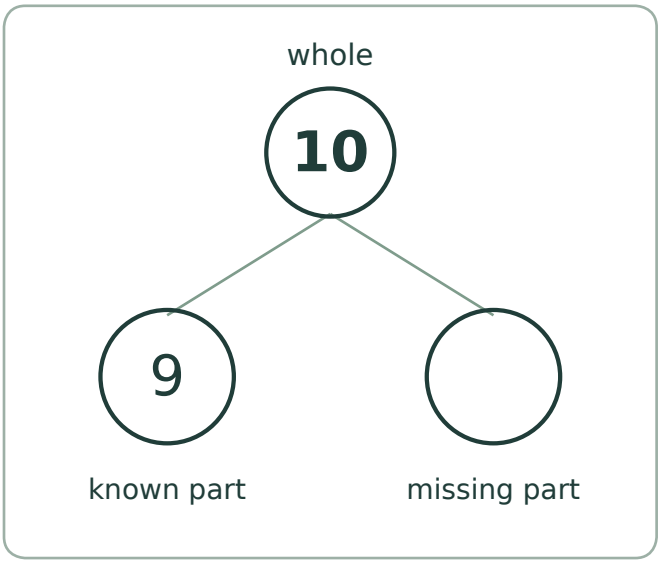

Check with counters or add the two parts back together.

Turn a Number Bond Around

Complete two related addition facts for each pair of parts.

Swap the two parts. The whole stays the same.

1. Parts: 2 and 8. Whole: 10.

2 + 8 = ____ 8 + ____ = 10

Point to the same two parts in both facts.

2. Parts: 4 and 6. Whole: 10.

4 + 6 = ____ 6 + ____ = 10

Point to the same two parts in both facts.

3. Parts: 3 and 7. Whole: 10.

3 + 7 = ____ 7 + ____ = 10

Point to the same two parts in both facts.

Explain what changed and what stayed the same.

Garden Number Stories

Does the question ask for a whole or one of its parts?

Draw counters or use a part-whole model to help.

1. There are 5 seeds altogether. Mia puts 2 seeds in one pot and the rest in another. How many go in the other pot?

Answer: _____

2. There are 10 flowers. Omar counts 6 beside the path and the rest beside the gate. How many are beside the gate?

Answer: _____

3. There are 4 beans in one basket and 6 in another. How many beans are there altogether?

Answer: _____

Is the Number Bond Correct?

A claim needs a reason. Check the parts against the whole.

Check each claim. Circle true or false. Fix a part if it is false.

1. 5 = 4 + 1 True / False

If false, fix one part: _____

2. 10 = 7 + 2 True / False

If false, fix one part: _____

3. 10 = 0 + 10 True / False

If false, fix one part: _____

4. 5 = 3 + 3 True / False

If false, fix one part: _____

Use counters or an addition fact to explain one answer.

My Number Bond Challenge

Make a drawing, numbers and a question that all agree.

Choose your whole: 5 or 10. Circle it.

Draw all the counters in two parts. One part may be empty.

Part A

Part B

Part A = ___ Part B = ___ Whole = ___

Write both related addition facts.

____ + ____ = ____

____ + ____ = ____

Invent a question about your two parts.