# Number-Line Jumps Within 20

Read each route. One jump moves one place along the line.

**LOOK TOGETHER** **Start at 4. Jump right 3 times. Land on 7.**

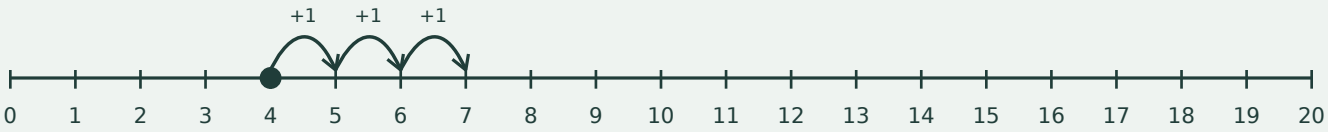


4 + 3 = 7  Each curved jump is one step.

**1. Count the jumps. What is the landing number?**

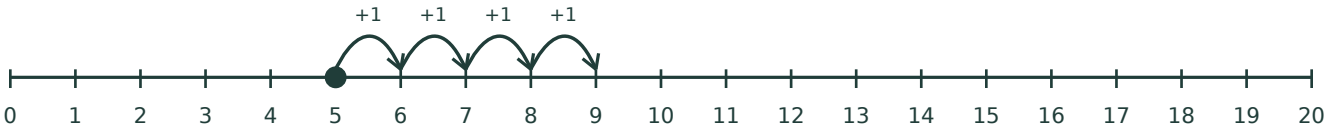


**5 + 4 =** ☐

**2. Count the jumps. What is the landing number?**

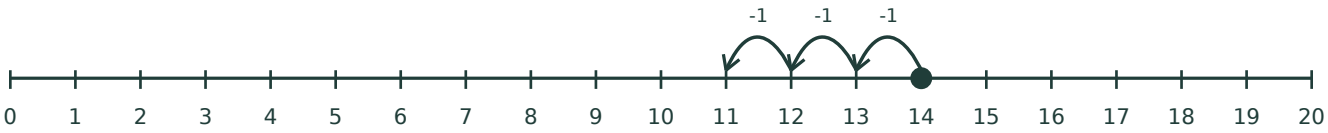


**14 - 3 =** ☐

**3. Count the jumps. What is the landing number?**

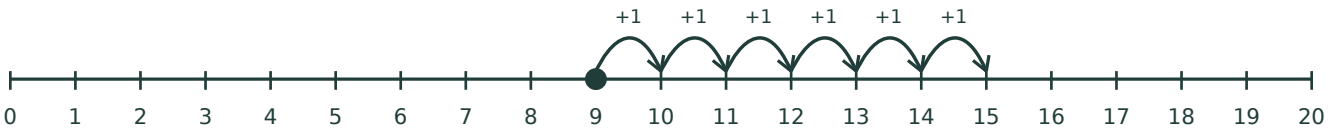


**9 + 6 =** ☐

Count the jumps, not the start dot. Check the direction before you move.

# Number-Line Jumps Within 20

Draw the correct jumps, then complete each calculation.

## Now draw the jumps

Begin at the filled dot. Add: jump right. Subtract: jump left.

**4. Start at 6. Jump right 7 times, one step at a time.**

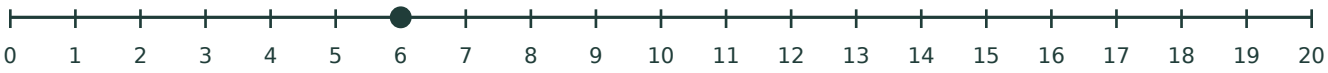


**6 + 7 =** ☐

**5. Start at 18. Jump left 5 times, one step at a time.**

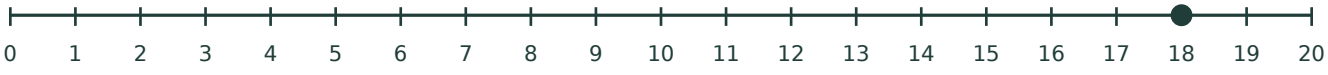


**18 - 5 =** ☐

**6. Start at 8. Jump right 8 times, one step at a time.**

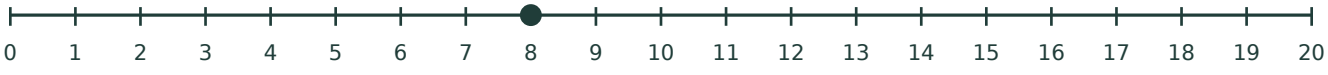


**8 + 8 =** ☐

Count the jumps, not the start dot. Check the direction before you move.