Number-Line Jumps Within 20

Read each route. One jump moves one place along the line.

LOOK TOGETHER **Start at 4. Jump right 3 times. Land on 7.**

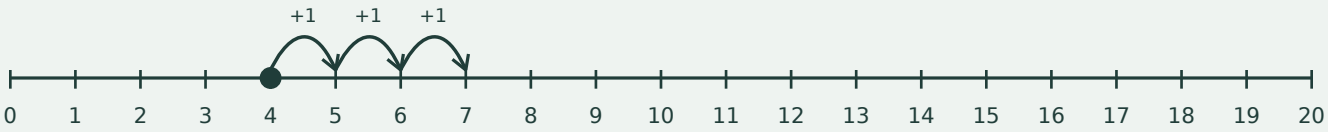

4 + 3 = 7 Each curved jump is one step.

1. Count the jumps. What is the landing number?

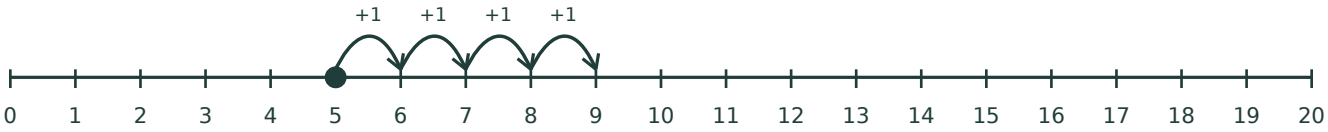

5 + 4 = 9

2. Count the jumps. What is the landing number?

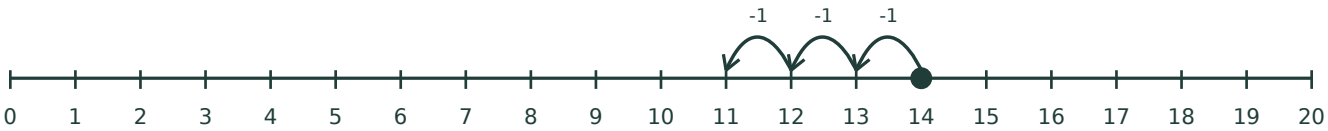

14 - 3 = 11

3. Count the jumps. What is the landing number?

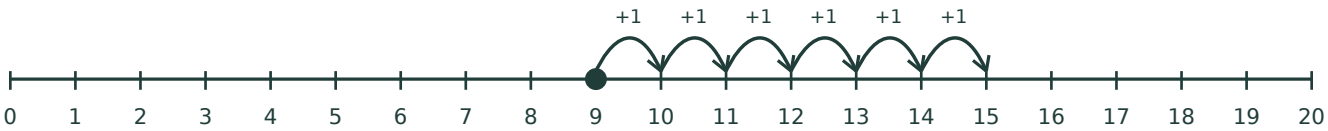

9 + 6 = 15

Count the jumps, not the start dot. Check the direction before you move.

Number-Line Jumps Within 20

Draw the correct jumps, then complete each calculation.

Now draw the jumps

Begin at the filled dot. Add: jump right. Subtract: jump left.

4. Start at 6. Jump right 7 times, one step at a time.

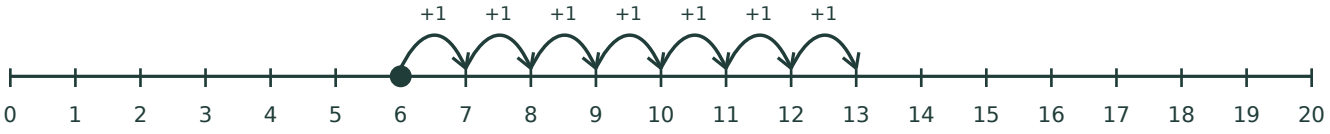

6 + 7 = **13**

5. Start at 18. Jump left 5 times, one step at a time.

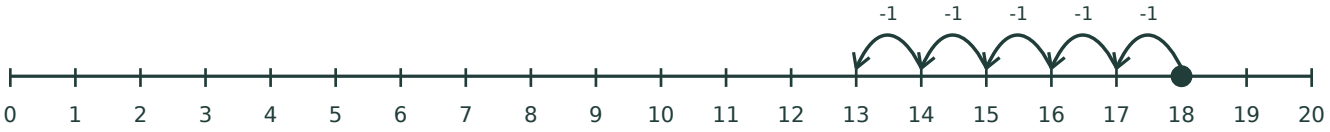

18 - 5 = **13**

6. Start at 8. Jump right 8 times, one step at a time.

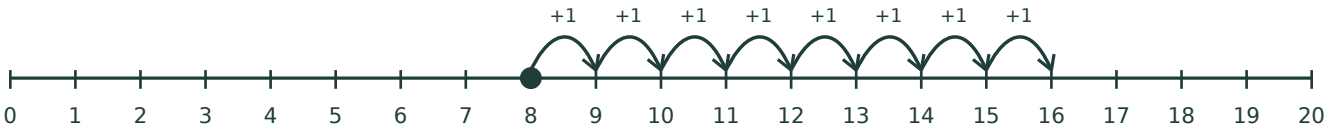

8 + 8 = **16**

Count the jumps, not the start dot. Check the direction before you move.