Mirror Grids: Complete the Symmetry

Use the grid to make two matching halves.

The dashed line is a mirror line. Shade the matching squares on the right. Keep each square the same distance from the line.

Example

Next to the line matches
next to the line.

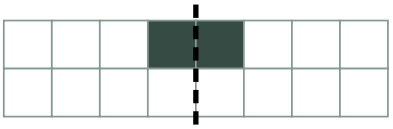

1. Complete the reflection.

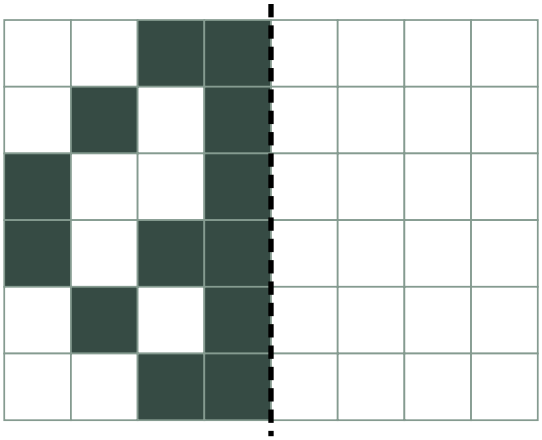

2. Complete the reflection.

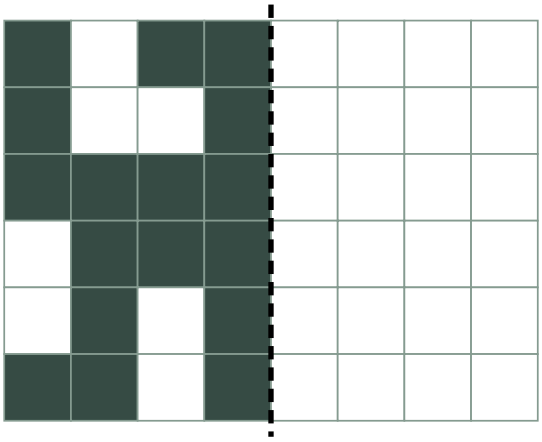

Check: does every shaded square have a partner across the line?