Mirror Grids: Complete the Symmetry

Completed patterns: each pair is equally far from the line.

The dashed line is a mirror line. Shade the matching squares on the right. Keep each square the same distance from the line.

Example

Next to the line matches
next to the line.

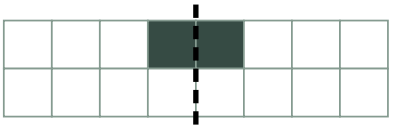

1. Complete the reflection.

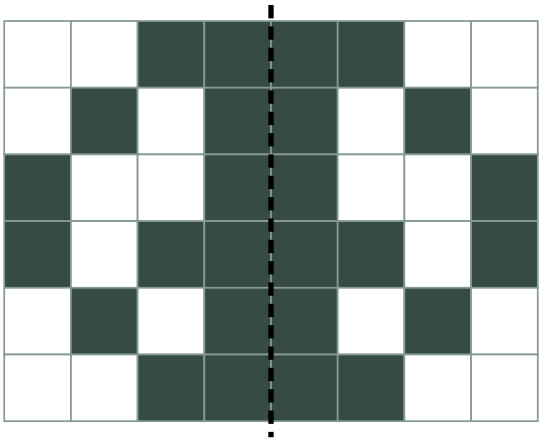

2. Complete the reflection.

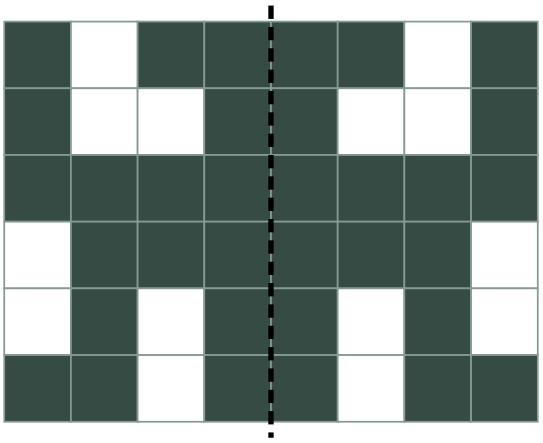

Both full patterns are shown. Match shaded cells, not just the outer outline.