Measure with Equal Units

Each equal block is one paper unit. These units are not centimetres.

LOOK TOGETHER

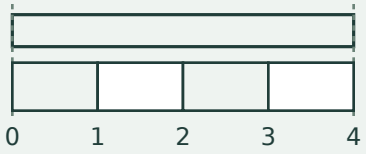

4 equal blocks = 4 units

Start at zero. No gaps or overlaps.

The strip ends at the end of block 4.

1. Count the equal blocks under the strip.

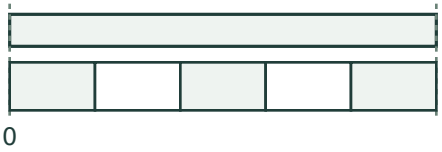

Length: **5** units

2. Count the equal blocks under the strip.

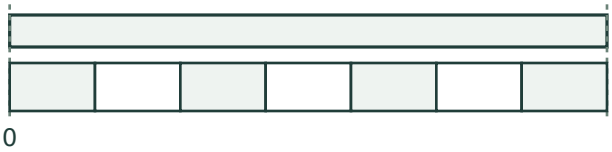

Length: **7** units

3. Count the equal blocks under the strip.

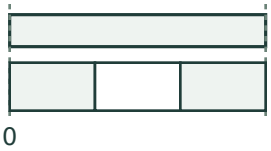

Length: **3** units

Align the start with zero. Measure both strips with the same-size units.

Measure with Equal Units

Each equal block is one paper unit. These units are not centimetres.

Compare using the same units

Circle A, B or SAME. Write how many units longer; write 0 for equal lengths.

4. Compare the lengths of strip A and strip B.

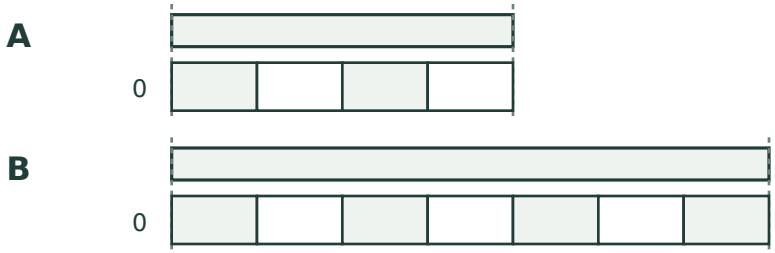

Longer: A (B) SAME Difference: **3** units

5. Compare the lengths of strip A and strip B.

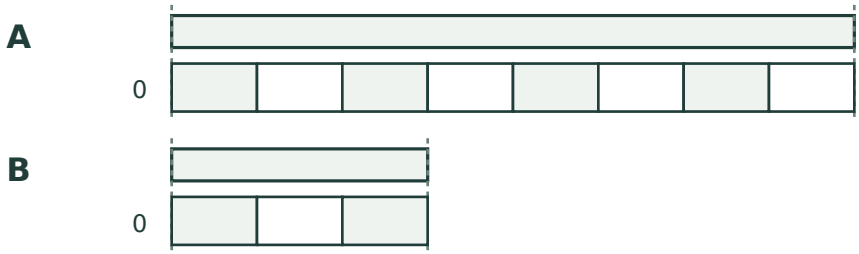

Longer: (A) B SAME Difference: **5** units

6. Compare the lengths of strip A and strip B.



Longer: A B (SAME) Difference: **0** units

Align the start with zero. Measure both strips with the same-size units.