Full, Half Full and Empty

Look at the amount of water in each jar.

A grown-up can read each instruction aloud.

1. Circle the empty jar.



2. Put a tick under the half-full jar.



3. Draw water to make it full.



4. Draw water to make it half full.

