Equal Parts: Halves and Quarters

Look at the area of every part before naming the parts.

LOOK TOGETHER

Halves: 2 equal parts of one whole.

Quarters: 4 equal parts of one whole.

Equal means each part covers the same area.

Circle YES or NO. If YES, circle halves or quarters.

A



Equal parts? YES / NO

If YES: halves / quarters

B



Equal parts? YES / NO

If YES: halves / quarters

C



Equal parts? YES / NO

If YES: halves / quarters

D



Equal parts? YES / NO

If YES: halves / quarters

Adult check: accept any four equal areas for G; equal parts do not have to be the same shape.

Equal Parts: Halves and Quarters

Shade, explain and draw equal parts.

Equal area does not always mean the same shape.

The four parts in E cover equal areas.

E

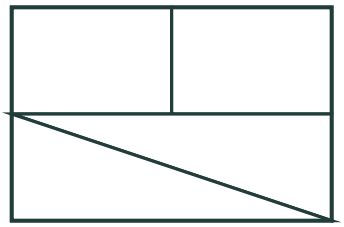

1. Shade one quarter.

Do equal parts have to have the same shape?

YES / NO

F



2. Jo says, “Four parts means four quarters.” Is Jo correct?

YES / NO

Why?

_____

_____

G



3. Draw four equal parts.

Each part must be one quarter.

Try a different way from page 1.

Adult check: accept any four equal areas for G; equal parts do not have to be the same shape.