Equal Parts: Halves and Quarters

Look at the area of every part before naming the parts.

LOOK TOGETHER

Halves: 2 equal parts of one whole.

Quarters: 4 equal parts of one whole.

Equal means each part covers the same area.

Circle YES or NO. If YES, circle halves or quarters.

A



Equal parts? YES

These are halves.

B



Equal parts? NO

These are unequal parts.

C



Equal parts? YES

These are halves.

D



Equal parts? YES

These are quarters.

Adult check: accept any four equal areas for G; equal parts do not have to be the same shape.

Equal Parts: Halves and Quarters

Shade, explain and draw equal parts.

Equal area does not always mean the same shape.

The four parts in E cover equal areas.

E

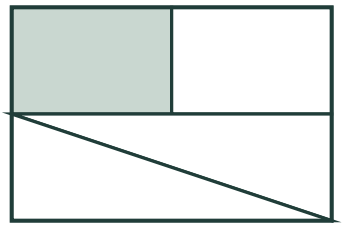

1. Shade one quarter.

Do equal parts have to have the same shape?

NO. The areas must match.

One possible shading is shown.

F



2. Jo says, “Four parts means four quarters.” Is Jo correct?

NO

One part covers half the whole; the other parts are smaller.

The four areas are not equal.

G



3. Draw four equal parts.

Each part must be one quarter.

Example: two crossing diagonals.

Other equal-area partitions are valid.

Adult check: accept any four equal areas for G; equal parts do not have to be the same shape.