Bridge Ten: Split, Fill and Add

Make ten first. Split the second number, then add the ones left over.

LOOK TOGETHER

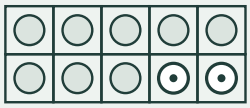

Fill to ten first

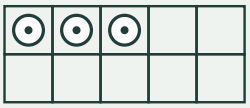

Ones left

8 + 5

Split 5 into 2 and 3.

8 + 2 = 10

10 + 3 = 13

Plain counters show the start number.

A dot inside a ring shows a counter we add.

1. Read the model for 9 + 4.

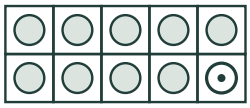

Fill to ten first

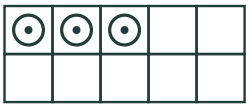

Ones left

Split 4: 4 = **1** + **3**

to fill ten ones left

9 + 1 = 10

10 + 3 = 13

2. Read the model for 7 + 5.

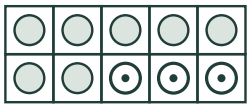

Fill to ten first

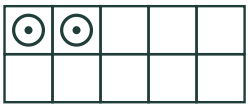

Ones left

Split 5: 5 = **3** + **2**

to fill ten ones left

7 + 3 = 10

10 + 2 = 12

A ten frame holds exactly ten counters. The new counters must still add up to the second number.

Bridge Ten: Split, Fill and Add

Draw, split and add. Use each new counter exactly once.

Now draw the added counters

Use a dot inside each new counter. Fill the first frame before the next.

3. Start at 8. Draw 6 new counters.

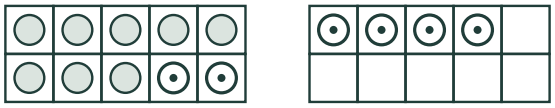

Fill to ten first | Ones left

8 + 2 = 10

Split 6: 6 = **2** + **4**

to fill ten | ones left

10 + **4** = **14**

4. Start at 6. Draw 7 new counters.

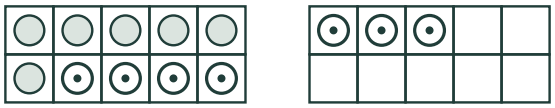

Fill to ten first | Ones left

6 + 4 = 10

Split 7: 7 = **4** + **3**

to fill ten | ones left

10 + **3** = **13**

5. Start at 9. Draw 8 new counters.



Fill to ten first | Ones left

9 + 1 = 10

Split 8: 8 = **1** + **7**

to fill ten | ones left

10 + **7** = **17**

A ten frame holds exactly ten counters. The new counters must still add up to the second number.